


Learn How To Master One Of The Oldest Mariner Arts

Knot tying is an ancient art that has been used by mariners for centuries. It is a practical skill that can be used for a variety of purposes, from securing a boat to a dock to creating a fishing net. In this article, we will teach you the basics of knot tying, including how to tie the most common knots.



Celestial Navigation: Learn How to Master One of the Oldest Mariner's Arts by Tom Cunliffe

★★★★☆ 4.4 out of 5

Language : English
File size : 7612 KB
Text-to-Speech : Enabled
Enhanced typesetting : Enabled
Word Wise : Enabled
Print length : 148 pages
Screen Reader : Supported



The Basics of Knot Tying

Knots are created by interlacing two or more pieces of rope or cord. The type of knot you use will depend on the purpose for which you are tying it. There are hundreds of different knots, but the most common ones are the square knot, the bowline knot, and the clove hitch.

To tie a square knot, follow these steps:

1. Cross the two ends of the rope over each other, making sure that the left end goes over the right end.
2. Bring the left end up through the loop created by the right end.
3. Bring the right end down through the loop created by the left end.
4. Pull on both ends of the rope to tighten the knot.

To tie a bowline knot, follow these steps:

1. Make a small loop in the end of the rope.
2. Pass the end of the rope through the loop from behind.
3. Bring the end of the rope up through the loop created by the first loop.
4. Pull on the standing end of the rope to tighten the knot.

To tie a clove hitch, follow these steps:


1. Wrap the rope around the object you are tying it to twice.
2. Cross the ends of the rope over each other, making sure that the left end goes over the right end.
3. Bring the left end up through the loop created by the right end.
4. Bring the right end down through the loop created by the left end.
5. Pull on both ends of the rope to tighten the knot.

Uses for Knots

Knots can be used for a variety of purposes, including:

- * Securing a boat to a dock
- * Creating a fishing net
- * Tying down a load
- * Making a tent
- * Repairing a sail

Knot tying is a valuable skill that can be used for a variety of purposes. By learning the basics of knot tying, you will be able to tackle a variety of tasks with confidence.



Celestial Navigation: Learn How to Master One of the Oldest Mariner's Arts by Tom Cunliffe


★★★★☆ 4.4 out of 5

Language : English
File size : 7612 KB
Text-to-Speech : Enabled
Enhanced typesetting : Enabled
Word Wise : Enabled
Print length : 148 pages
Screen Reader : Supported



Embark on an Epic Journey: "Spirit of Colombia: Arctic to Antarctic"

Prepare to embark on an extraordinary literary voyage with "Spirit of Colombia: Arctic to Antarctic." This captivating book chronicles the awe-inspiring expedition...



Winston Churchill Images Of War: A Visual Journey Through the Life of a Legendary Leader

Winston Churchill, one of the most iconic and influential figures in history, left an indelible mark on the world. As Prime Minister of the United Kingdom during World War II,...

