


# Turf Managers Handbook For Golf Course Construction Renovation And Grow In: A Comprehensive Guide

The Turf Managers Handbook For Golf Course Construction Renovation And Grow In is an essential resource for anyone involved in the construction, renovation, or maintenance of golf courses. This comprehensive guide covers everything from site selection and soil preparation to turfgrass selection and maintenance practices.



## Turf Managers' Handbook for Golf Course

**Construction, Renovation, and Grow-In** by Charles B. White

★★★★☆ 4.7 out of 5

Language : English

File size : 7540 KB

Text-to-Speech : Enabled

Print length : 312 pages

Lending : Enabled

Screen Reader : Supported

X-Ray for textbooks : Enabled



The book is divided into four main sections:

1. **Site Selection and Soil Preparation**
2. **Turfgrass Selection and Establishment**
3. **Turfgrass Maintenance**
4. **Golf Course Construction and Renovation**

Each section is packed with detailed information and practical advice. The book also includes numerous illustrations and photographs to help readers visualize the concepts being discussed.

The Turf Managers Handbook For Golf Course Construction Renovation And Grow In is a must-have resource for anyone involved in the golf course industry. This comprehensive guide will help you create and maintain beautiful, playable golf courses that will be enjoyed by golfers of all levels.

### **Site Selection and Soil Preparation**

The first step in constructing or renovating a golf course is to select the right site. The site should be large enough to accommodate the desired number of holes and should have good drainage and sunlight. The soil should also be fertile and well-suited to growing turfgrass.

Once the site has been selected, the next step is to prepare the soil. This involves clearing the land of trees and other vegetation, grading the land to create the desired contours, and installing a drainage system. The soil should also be fertilized and amended to improve its fertility and drainage.

### **Turfgrass Selection and Establishment**

The next step is to select the right turfgrass for the golf course. There are many different types of turfgrass available, each with its own unique characteristics. The type of turfgrass that you choose will depend on the climate, soil conditions, and desired level of maintenance.

Once the turfgrass has been selected, it is important to establish it properly. This involves planting the turfgrass at the correct depth and spacing, and providing it with adequate water and fertilizer.

## **Turfgrass Maintenance**

Once the turfgrass has been established, it is important to maintain it properly. This involves mowing, watering, fertilizing, and controlling pests and diseases. The type of maintenance that you perform will depend on the type of turfgrass that you have and the climate in which you live.

Mowing is one of the most important aspects of turfgrass maintenance. Mowing helps to keep the turfgrass healthy and looking its best. It also helps to control weeds and pests.

Watering is also important for turfgrass maintenance. Turfgrass needs water to survive, but it is important to water it deeply and infrequently. Overwatering can lead to problems such as root rot and disease.

Fertilizing is another important aspect of turfgrass maintenance. Fertilizer provides the turfgrass with the nutrients it needs to grow healthy and strong. It is important to fertilize the turfgrass according to the manufacturer's instructions.

Controlling pests and diseases is also important for turfgrass maintenance. Pests and diseases can damage the turfgrass and make it look unsightly. There are a variety of different ways to control pests and diseases, including using pesticides and fungicides.

## **Golf Course Construction and Renovation**


The Turf Managers Handbook For Golf Course Construction Renovation And Grow In also covers the construction and renovation of golf courses. This section of the book provides detailed information on the different aspects of golf course construction, including:

- Site planning
- Earthwork
- Drainage
- Irrigation
- Turfgrass installation
- Bunker construction
- Green construction
- Tee construction
- Fairway construction
- Rough construction

The Turf Managers Handbook For Golf Course Construction Renovation And Grow In is a comprehensive guide to the construction and maintenance of golf courses. This book is an essential resource for anyone involved in the golf course industry.

The Turf Managers Handbook For Golf Course Construction Renovation And Grow In is an essential resource for anyone involved in the construction, renovation, or maintenance of golf courses. This comprehensive guide covers everything from site selection and soil preparation to turfgrass selection and maintenance practices. The book also includes numerous illustrations and photographs to help readers visualize the concepts being discussed.

The Turf Managers Handbook For Golf Course Construction Renovation And Grow In is a must-have resource for anyone involved in the golf course industry. This comprehensive guide will help you create and maintain beautiful, playable golf courses that will be enjoyed by golfers of all levels.



## Turf Managers' Handbook for Golf Course

### Construction, Renovation, and Grow-In by Charles B. White

★ ★ ★ ★ ☆ 4.7 out of 5

Language : English

File size : 7540 KB

Text-to-Speech : Enabled

Print length : 312 pages

Lending : Enabled

Screen Reader : Supported

X-Ray for textbooks : Enabled


FREE

DOWNLOAD E-BOOK



## Embark on an Epic Journey: "Spirit of Colombia: Arctic to Antarctic"

Prepare to embark on an extraordinary literary voyage with "Spirit of Colombia: Arctic to Antarctic." This captivating book chronicles the awe-inspiring expedition...



## **Winston Churchill Images Of War: A Visual Journey Through the Life of a Legendary Leader**

Winston Churchill, one of the most iconic and influential figures in history, left an indelible mark on the world. As Prime Minister of the United Kingdom during World War II,...