


# Unveiling the Enchanting Charm of Cypress Trees in the Garden: A Comprehensive Guide

In the realm of gardening, where verdant landscapes bloom and nature's artistry finds expression, the stately cypress tree stands as a captivating specimen, adding a touch of elegance and mystery to any garden setting. With its characteristic tall, columnar form and vibrant evergreen foliage, the cypress tree has captivated the imaginations of gardeners and landscape architects for centuries.

In this comprehensive guide, we embark on a journey to explore the enchanting world of cypress trees in the garden, unraveling their unique attributes, diverse varieties, and the art of cultivating these captivating plants in your own outdoor oasis.



## Cypress Trees in the Garden: The Second Generation of Zen Teaching in America by Rosie Sanders

★★★★☆ 4.8 out of 5

Language	: English
File size	: 1267 KB
Text-to-Speech	: Enabled
Screen Reader	: Supported
Enhanced typesetting	: Enabled
Word Wise	: Enabled
Print length	: 638 pages

FREE

DOWNLOAD E-BOOK



## Unveiling the Cypress Tree's Majestic Presence



Cypress trees belong to the genus *Cupressus*, comprising a group of coniferous evergreen trees and shrubs native to the Mediterranean region, North America, and Asia. These trees are renowned for their exceptional height, often reaching upwards of 100 feet, and their distinctive columnar or pyramidal shape that creates a striking architectural element in any garden design.

Their evergreen foliage, composed of scale-like or needle-like leaves, adorns the tree with a vibrant green hue that remains steadfast throughout the year, adding a touch of life and vitality to the garden, even during the depths of winter.

## **Exploring the Diverse Varieties of Cypress Trees**

The genus *Cupressus* encompasses a wide range of species, each with its unique characteristics and charm. From the towering Italian cypress to the graceful weeping cypress, there is a cypress tree variety to suit every taste and garden style.

- **Italian Cypress (*Cupressus sempervirens*):** This classic variety is characterized by its tall, slender silhouette and dense, dark green foliage. It is a popular choice for formal gardens, lining pathways, and creating dramatic focal points.
- **Weeping Cypress (*Cupressus funebris*):** As its name suggests, this variety exhibits graceful, weeping branches that cascade downwards, creating a breathtaking effect. It is often used as a specimen tree or to add a touch of drama to water features.
- **Leyland Cypress (*Cupressus x leylandii*):** A fast-growing hybrid, the Leyland cypress is known for its dense, emerald-green foliage and rapid growth rate. It is commonly used for hedging, privacy screens, and windbreaks.
- **Arizona Cypress (*Cupressus arizonica*):** Native to the southwestern United States, the Arizona cypress is a smaller, drought-tolerant variety with silvery-blue foliage that adds a touch of Southwestern flair to the garden.

## Planting and Cultivating Cypress Trees in Your Garden

To successfully incorporate cypress trees into your garden, it is essential to understand their specific growth requirements and provide the necessary care. Here's a step-by-step guide to help you cultivate these enchanting trees in your own backyard:

1. **Choose the Right Location:** Cypress trees thrive in full sun to partial shade and well-drained soil. Ensure the planting site receives ample sunlight for optimal growth.
2. **Prepare the Soil:** Before planting, amend the soil with organic matter such as compost or manure to improve drainage and fertility. Cypress trees prefer slightly acidic to neutral soil with a pH between 6.0 and 7.5.
3. **Dig a Planting Hole:** Dig a hole twice the width of the root ball and the same depth. Carefully loosen the roots of the tree and place it in the center of the hole.
4. **Backfill and Water:** Fill the hole with the amended soil, gently tamping it down to remove any air pockets. Water thoroughly to settle the soil and encourage root development.
5. **Mulch the Area:** Spread a layer of organic mulch around the base of the tree to retain moisture, suppress weeds, and regulate soil temperature.

## Caring for Your Cypress Trees

Once established, cypress trees are relatively low-maintenance. Here are some tips to ensure their continued health and beauty:

- **Watering:** Cypress trees are drought-tolerant, but they benefit from occasional watering during extended periods of dryness. Water deeply and infrequently, allowing the soil to dry out slightly between waterings.
- **Fertilizing:** Fertilize your cypress trees annually in early spring using a balanced fertilizer. Avoid over-fertilizing, as this can lead to excessive growth and weaken the tree's resistance to pests and diseases.
- **Pruning:** Cypress trees generally do not require heavy pruning. However, you may trim them lightly in late winter or early spring to remove dead or diseased branches and shape the tree as desired.
- **Pest and Disease Control:** Cypress trees are generally resistant to pests and diseases, but they can be susceptible to aphids, spider mites, and fungal diseases under certain conditions. Monitor your trees regularly and take appropriate measures to control any infestations or infections.

## **Incorporating Cypress Trees into Your Garden Design**


The elegant form and evergreen foliage of cypress trees make them versatile additions to a wide range of garden styles. Here are a few ideas for incorporating these enchanting trees into your outdoor space:

- **Formal Gardens:** Italian cypress trees create a stately presence when planted in rows lining pathways or framing entrances. Their tall, columnar shape adds structure and formality to the garden.
- **Privacy Screens and Hedges:** Fast-growing varieties like the Leyland cypress are ideal for creating dense hedges and privacy screens. They can also be used to block unsightly views or define property boundaries.

- **Specimen Trees:** Weeping cypress trees make stunning specimen trees for lawns, patios, or near water features. Their graceful, cascading branches add a touch of drama and elegance to the landscape.
- **Focal Points:** Single cypress trees planted in strategic locations can serve as eye-catching focal points in the garden. They can draw attention to a specific area, such as a seating area or a water feature.
- **Container Gardening:** Dwarf varieties of cypress trees can be grown in containers on patios, balconies, or rooftops. They bring a touch of evergreen beauty to urban gardens and small spaces.

Cypress trees are captivating additions to any garden, offering a unique blend of architectural form, vibrant evergreen foliage, and timeless elegance. With their diverse varieties and ease of care, these trees bring a touch of enchantment to gardens of all sizes and styles. Whether you seek a stately specimen tree, a dense privacy screen, or a graceful focal point, there is a cypress tree variety to suit your needs and desires.

As you embark on your gardening journey, consider incorporating these enchanting trees into your outdoor oasis. With proper care and attention, they will thrive and continue to grace your garden with their beauty and charm for generations to come.



## Cypress Trees in the Garden: The Second Generation of Zen Teaching in America by Rosie Sanders

★★★★☆ 4.8 out of 5

Language : English  
 File size : 1267 KB  
 Text-to-Speech : Enabled  
 Screen Reader : Supported

Enhanced typesetting : Enabled  
Word Wise : Enabled  
Print length : 638 pages


FREE

DOWNLOAD E-BOOK



## Embark on an Epic Journey: "Spirit of Colombia: Arctic to Antarctic"

Prepare to embark on an extraordinary literary voyage with "Spirit of Colombia: Arctic to Antarctic." This captivating book chronicles the awe-inspiring expedition...



## Winston Churchill Images Of War: A Visual Journey Through the Life of a Legendary Leader

Winston Churchill, one of the most iconic and influential figures in history, left an indelible mark on the world. As Prime Minister of the United Kingdom during World War II,...